

Signify Classified - Internal
Cooper Lighting Solutions Photometric Lab
1121 Highway 74 South
Peachtree City, GA 30269



Scaled data based on original data using
LM-79-08 Approved Method: Electrical and Photometric Measurements of Solid-
State Lighting Products

Test Report Prepared for
Cooper Lighting Solutions
(formerly Eaton)

Brand: McGRAW-EDISON

Report Number: P437422

Luminaire Tested: **ISC-SA1C-830-U-SL3**

Issue Date: 12/9/2020

Test Information

Test Method: LM-79-08
Report Number: P437422
TEST IS SCALED FROM IESNA LM-79-08 TEST DATA (G3-2011-074-16)
Test Lab: INNOVATION CENTER
Issue Date: 12/9/2020
Manufacturer: COOPER LIGHTING SOLUTIONS (FORMERLY EATON)
Product Line: MCGRAW-EDISON
Catalog Number: ISC-SA1C-830-U-SL3
Description: IMPACT ELITE LED CYLINDER LUMINAIRE
(1) 80 CRI, 3000K, 615mA LIGHTSQUARE WITH 16 LEDS AND TYPE III SPILL
LIGHT ELIMINATOR OPTICS
Light Source: -
Ballast/Driver: ELECTRONIC DRIVER

Summary

Lumens per Lamp: N/A
Luminaire Lumens: 3595 lumens
Efficiency: N/A
Efficacy: 105.1 lumens/watt
Luminous Opening: Rectangular (W 0.5' x L: 0.5' x H: 0')
IES Classification: Type III - Medium
BUG Rating: B1 - U0 - G1

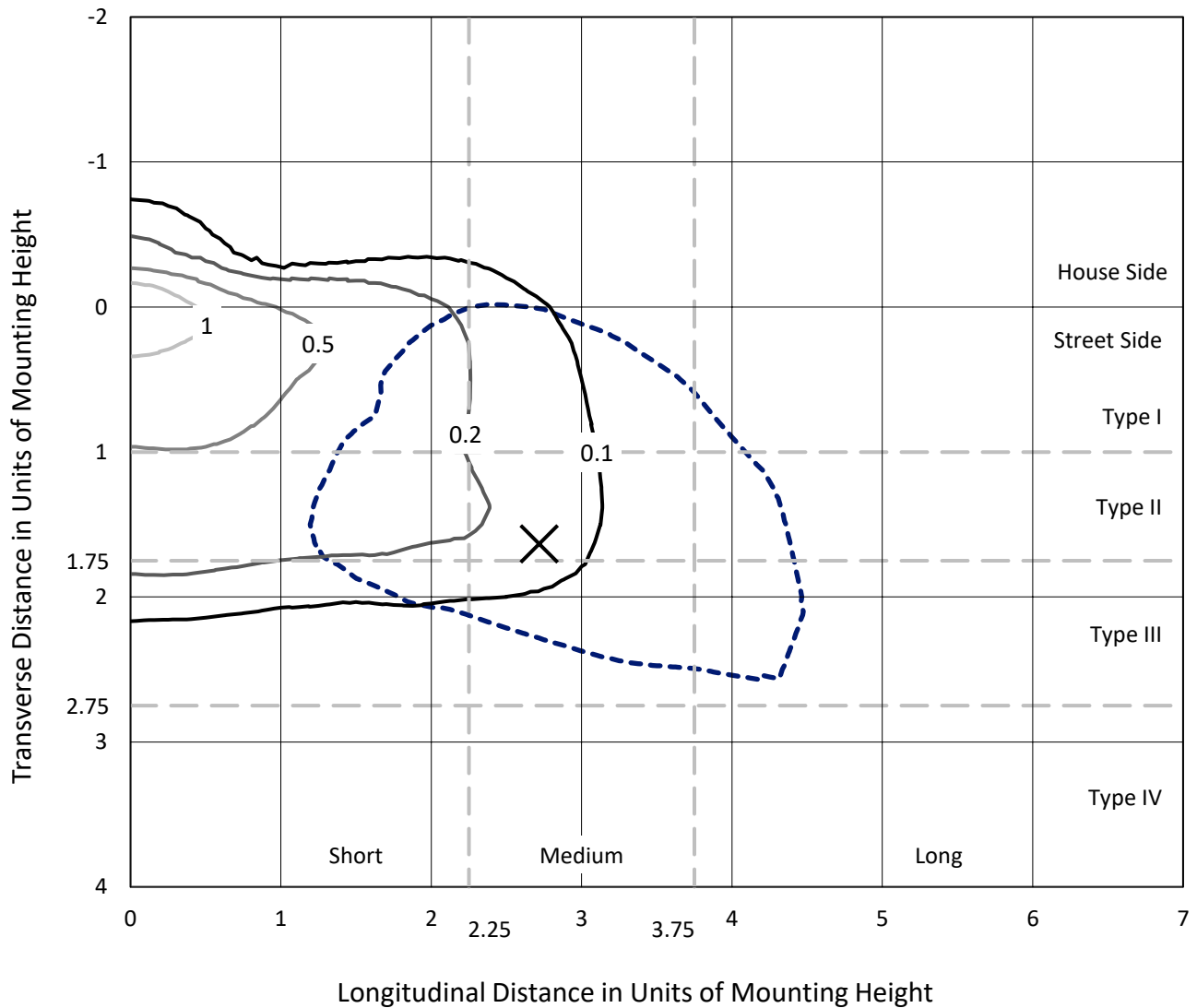
Input Watts (W): 34.2
Input Voltage (V): NR
Input Current (Ain): NR
Voltage Rise (V): NR
Power Factor: NR
Total Harmonic Distortion (THDi): NR
Frequency (hertz): 60
Stabilization Time: NR
Operation Time: NR
Ambient Temperature (°C): NR
Test Distance: 28.75 FT



REPORT NUMBER: P437422
 CATALOG NUMBER: ISC-SA1C-830-U-SL3

Iso-Footcandle Lines of Horizontal Illumination

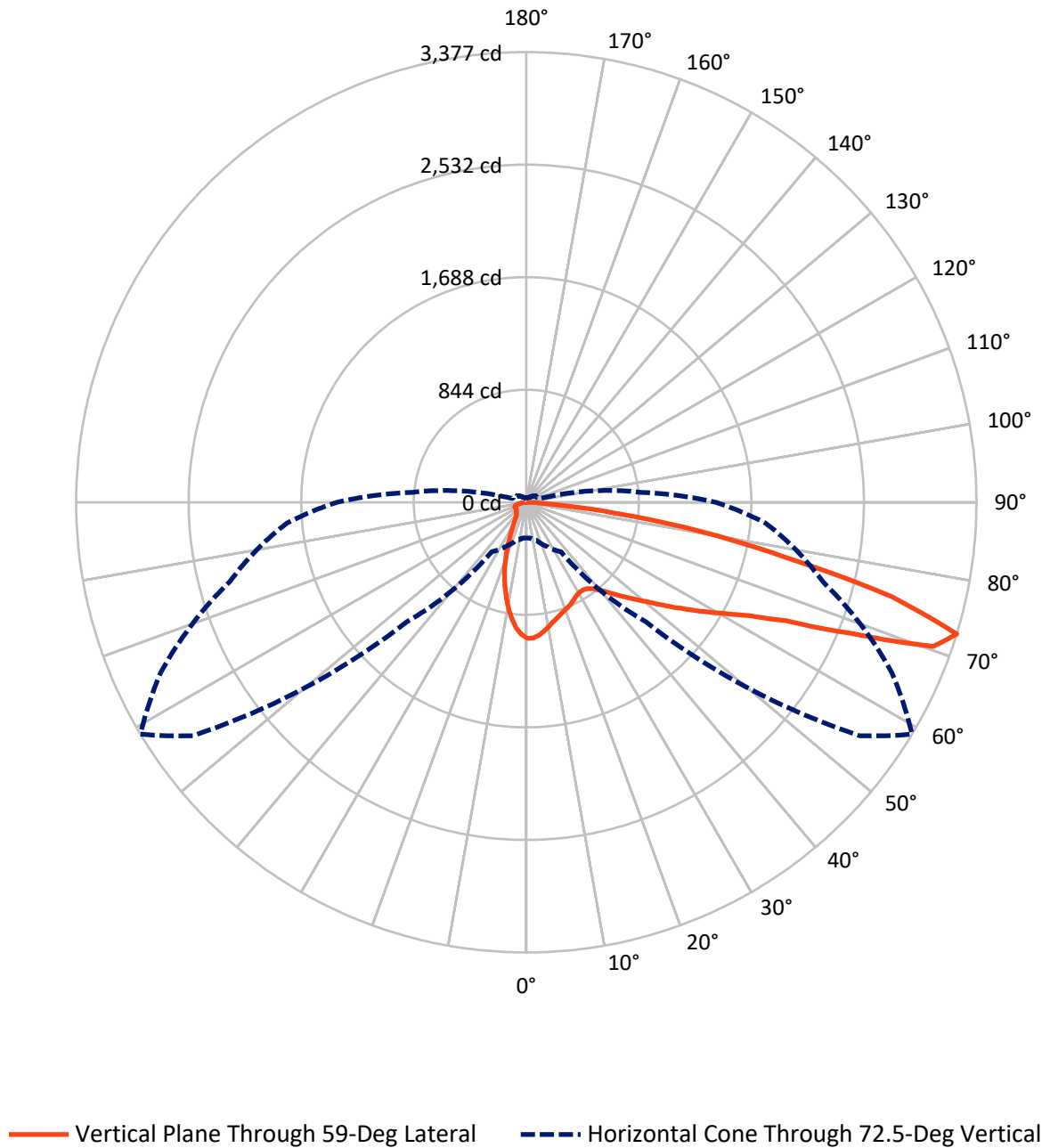
✕ Max cd
 - - - 1/2 Max cd



Based on 25 foot mounting height. Maximum calculated value = 1.6 fc
 Type III - Medium - N/A

REPORT NUMBER: P437422
CATALOG NUMBER: ISC-SA1C-830-U-SL3

Luminous Intensity Polar Plot



REPORT NUMBER: P437422

CATALOG NUMBER: ISC-SA1C-830-U-SL3

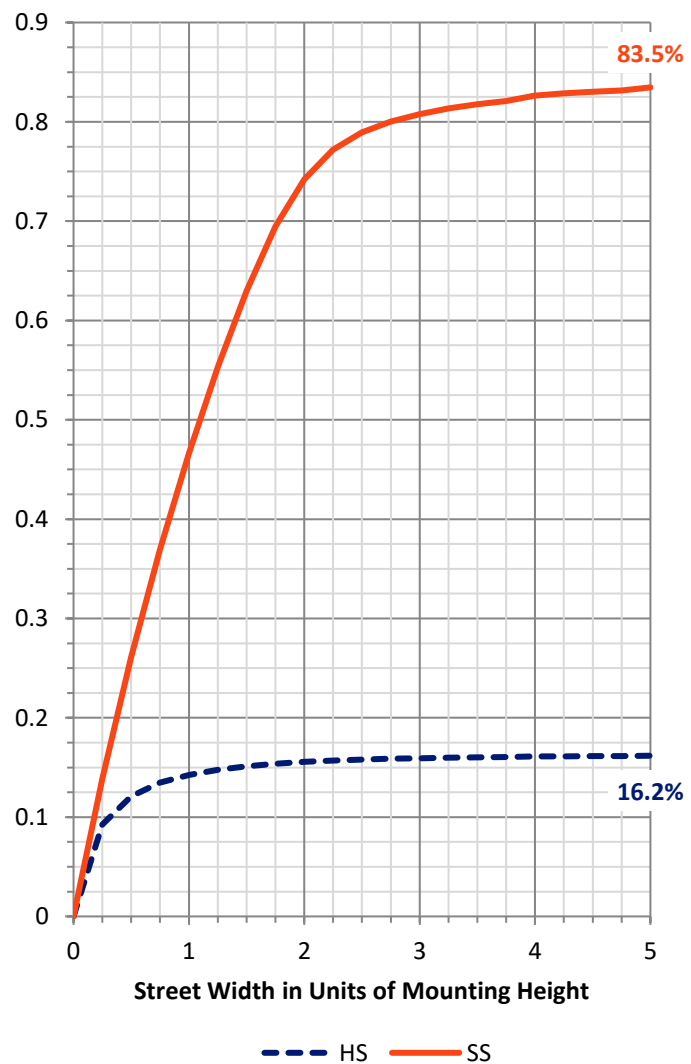
FLUX DISTRIBUTION:

		Downward	Upward	Total
House Side	Lumens	586.8	0.0	586.8
	% Fixture	16.3	0.0	16.3
Street Side	Lumens	3008.2	0.0	3008.2
	% Fixture	83.7	0.0	83.7
Total	Lumens	3595.0	0.0	3595.0
	% Fixture	100.0	0.0	100.0

Coefficient of Utilization

ZONAL LUMENS:

Zone	Lumens	% Fixture
0°-10°	87.6	2.4
10°-20°	196.8	5.5
20°-30°	253.5	7.1
30°-40°	324.3	9.0
40°-50°	450.1	12.5
50°-60°	663.4	18.5
60°-70°	892.7	24.8
70°-80°	649.4	18.1
80°-90°	77.2	2.1
90°-100°	0.0	0.0
100°-110°	0.0	0.0
110°-120°	0.0	0.0
120°-130°	0.0	0.0
130°-140°	0.0	0.0
140°-150°	0.0	0.0
150°-160°	0.0	0.0
160°-170°	0.0	0.0
170°-180°	0.0	0.0
0°-90°	3595.0	100.0
0°-180°	3595.0	100.0



REPORT NUMBER: P437422

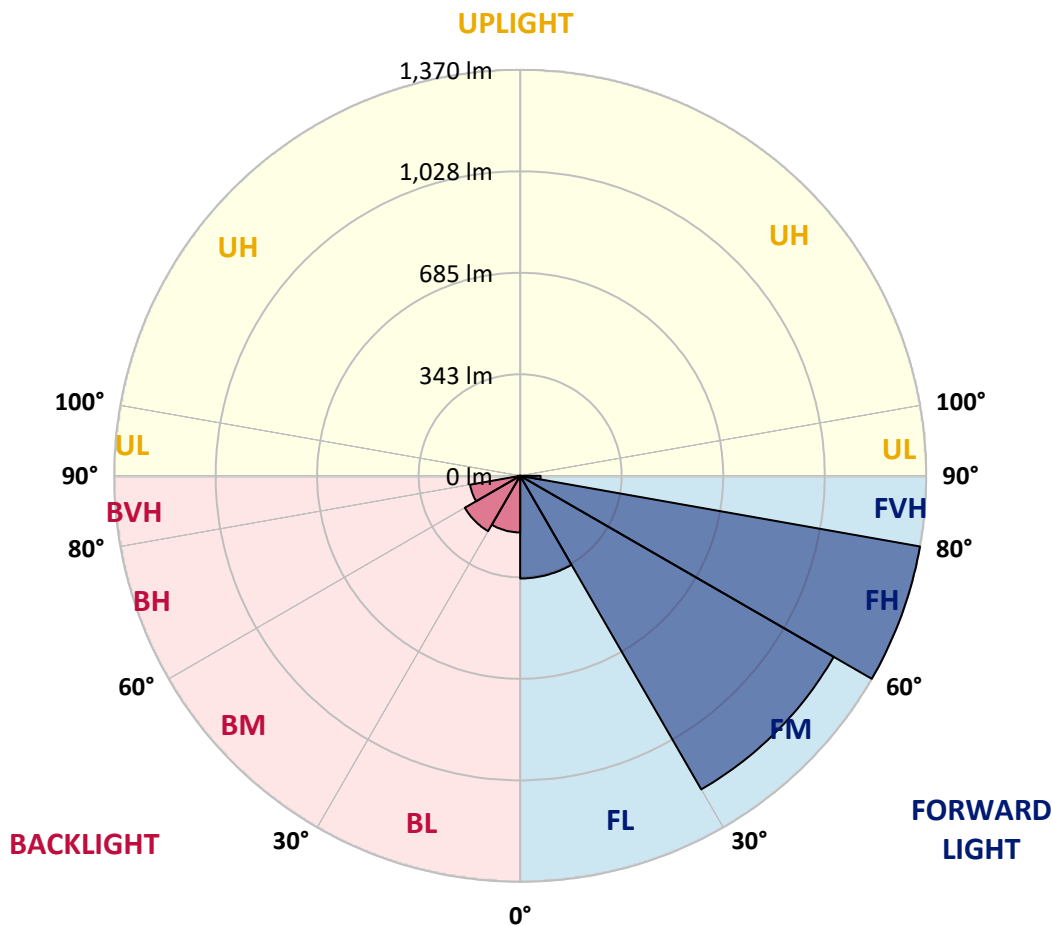
CATALOG NUMBER: ISC-SA1C-830-U-SL3

LUMINAIRE CLASSIFICATION SYSTEM LUMEN TABLE AND BUG RATING:

Zone	Lumens	% Fixture	Zone Rating/Lumen Limit		
			B	U	G
FL (0°-30°)	346.7	9.6			
FM (30°-60°)	1222.2	34.0			
FH (60°-80°)	1370.4	38.1			G1/1800
FVH (80°-90°)	68.9	1.9			G1/100
BL (0°-30°)	191.1	5.3	B1/500		
BM (30°-60°)	215.7	6.0	B0/220		
BH (60°-80°)	171.6	4.8	B1/500		G1/500
BVH (80°-90°)	8.3	0.2			G0/10
UL (90°-100°)	0.0	0.0		U0/0	
UH (100°-180°)	0.0	0.0		U0/0	

BUG Rating: B1-U0-G1

Type III Medium





REPORT NUMBER: P437422
 CATALOG NUMBER: ISC-SA1C-830-U-SL3

CANDELA DISTRIBUTION (FULL):

	0°	5°	15°	25°	35°	45°	55°	59°	65°	75°	85°
0°	1020.3	1020.3	1020.3	1020.3	1020.3	1020.3	1020.3	1020.3	1020.3	1020.3	1020.3
2.5°	1015.1	1015.1	1019.0	1021.6	1017.7	1021.6	1020.3	1019.0	1020.3	1020.3	1017.7
5°	973.2	978.4	978.4	979.7	988.9	995.4	998.1	1000.7	1002.0	1003.3	1000.7
7.5°	922.1	924.7	927.3	939.1	944.4	958.8	967.9	973.2	978.4	981.0	973.2
10°	865.8	869.7	877.6	886.7	899.8	919.5	935.2	944.4	952.2	956.1	947.0
12.5°	818.6	819.9	827.8	842.2	857.9	885.4	905.1	915.5	926.0	933.9	923.4
15°	775.4	776.7	783.3	800.3	818.6	848.7	877.6	893.3	907.7	920.8	906.4
17.5°	741.3	745.3	747.9	762.3	784.6	817.3	855.3	871.0	893.3	912.9	894.6
20°	721.7	720.4	721.7	730.9	754.4	787.2	831.7	854.0	880.2	907.7	882.8
22.5°	709.9	712.5	711.2	715.1	729.6	762.3	806.8	838.3	868.4	903.8	872.3
25°	709.9	713.8	712.5	711.2	716.5	738.7	785.9	817.3	855.3	903.8	860.5
27.5°	723.0	724.3	721.7	717.8	717.8	725.6	767.5	796.3	848.7	902.4	854.0
30°	734.8	737.4	737.4	734.8	730.9	726.9	754.4	784.6	842.2	910.3	848.7
32.5°	750.5	753.1	758.4	761.0	755.7	744.0	758.4	783.3	843.5	927.3	850.1
35°	770.2	772.8	780.6	793.7	789.8	770.2	772.8	795.0	854.0	945.7	855.3
37.5°	785.9	789.8	806.8	829.1	830.4	809.4	808.1	823.9	873.6	974.5	873.6
40°	801.6	806.8	831.7	868.4	876.2	864.5	856.6	868.4	909.0	1016.4	903.8
42.5°	822.5	827.8	860.5	906.4	926.0	920.8	915.5	932.6	962.7	1072.7	950.9
45°	844.8	855.3	897.2	948.3	983.6	987.6	992.8	1003.3	1026.9	1151.3	1017.7
47.5°	885.4	894.6	943.0	995.4	1041.3	1062.2	1071.4	1084.5	1098.9	1223.3	1098.9
50°	940.4	958.8	1002.0	1053.1	1106.8	1147.4	1170.9	1170.9	1186.7	1309.8	1188.0
52.5°	1022.9	1040.0	1066.2	1114.6	1178.8	1243.0	1275.7	1281.0	1275.7	1392.3	1278.4
55°	1092.4	1109.4	1134.3	1169.6	1250.8	1350.4	1406.7	1402.8	1384.4	1480.1	1367.4
57.5°	1169.6	1182.7	1205.0	1233.8	1324.2	1461.7	1544.2	1540.3	1506.3	1569.1	1464.3
60°	1202.4	1220.7	1261.3	1320.3	1438.1	1604.5	1701.4	1689.6	1613.7	1664.7	1550.8
62.5°	1104.1	1138.2	1220.7	1339.9	1570.4	1842.9	1907.0	1869.1	1765.6	1769.5	1667.4
65°	882.8	864.5	990.2	1188.0	1580.9	2137.6	2221.4	2138.9	1955.5	1903.1	1799.6
67.5°	504.3	512.1	572.4	785.9	1301.9	2258.1	2766.3	2620.9	2252.8	2111.4	1959.4
70°	341.9	349.7	375.9	466.3	747.9	2018.4	3210.3	3239.1	2712.6	2296.1	1964.7
72.5°	267.2	268.5	296.0	366.7	453.2	1267.9	3051.8	3376.6	3026.9	2302.6	1802.3
75°	204.3	205.6	230.5	313.0	407.3	614.3	2323.6	2831.8	2839.6	2117.9	1472.2
77.5°	129.7	136.2	165.0	250.2	382.5	407.3	1480.1	1994.8	2047.2	1569.1	770.2
80°	62.9	65.5	82.5	159.8	336.6	360.2	881.5	1326.8	1150.0	611.7	234.5
82.5°	26.2	27.5	39.3	69.4	214.8	305.2	441.4	682.4	444.0	166.3	76.0
85°	5.2	6.5	9.2	17.0	69.4	149.3	180.8	176.8	107.4	51.1	28.8
87.5°	0.0	0.0	0.0	1.3	1.3	2.6	2.6	2.6	2.6	2.6	2.6
90°	0.0	0.0	0.0	0.0	0.0	0.0	0.0	0.0	0.0	0.0	0.0



REPORT NUMBER: P437422
 CATALOG NUMBER: ISC-SA1C-830-U-SL3

CANDELA DISTRIBUTION (continued):

	90°	95°	105°	115°	125°	135°	145°	155°	165°	175°	180°
0°	1020.3	1020.3	1020.3	1020.3	1020.3	1020.3	1020.3	1020.3	1020.3	1020.3	1020.3
2.5°	1016.4	1016.4	1005.9	998.1	988.9	982.3	975.8	967.9	966.6	970.6	974.5
5°	995.4	990.2	973.2	957.5	939.1	918.2	905.1	888.0	878.9	882.8	880.2
7.5°	967.9	960.1	928.6	902.4	865.8	833.0	810.8	785.9	768.8	762.3	758.4
10°	939.1	923.4	881.5	834.3	785.9	737.4	696.8	657.5	637.9	636.6	615.6
12.5°	911.6	890.7	831.7	763.6	696.8	631.3	571.1	527.8	474.1	458.4	463.7
15°	889.3	860.5	778.0	691.6	605.1	522.6	444.0	379.8	332.7	315.7	309.1
17.5°	868.4	827.8	728.2	624.8	516.1	412.6	317.0	268.5	239.7	229.2	229.2
20°	844.8	797.7	674.5	550.1	417.8	306.5	234.5	210.9	201.7	200.4	199.1
22.5°	826.5	767.5	619.5	471.5	326.1	233.1	193.8	183.4	183.4	184.7	184.7
25°	804.2	733.5	560.6	387.7	251.5	187.3	171.6	167.7	171.6	175.5	175.5
27.5°	788.5	703.4	506.9	309.1	195.2	162.4	154.6	155.9	161.1	166.3	166.3
30°	775.4	674.5	450.6	243.6	162.4	144.1	142.8	145.4	150.6	155.9	154.6
32.5°	762.3	652.3	389.0	192.5	140.1	132.3	131.0	134.9	138.8	140.1	142.8
35°	757.1	633.9	327.4	158.5	127.0	123.1	123.1	124.4	125.7	127.0	127.0
37.5°	761.0	619.5	272.4	134.9	119.2	117.9	116.6	115.3	115.3	115.3	116.6
40°	776.7	614.3	225.3	121.8	112.6	112.6	110.0	106.1	104.8	106.1	104.8
42.5°	808.1	624.8	186.0	114.0	107.4	106.1	102.2	99.5	98.2	98.2	96.9
45°	857.9	643.1	159.8	108.7	103.5	99.5	95.6	93.0	91.7	93.0	93.0
47.5°	923.4	677.2	141.5	103.5	99.5	93.0	87.8	86.4	86.4	89.1	89.1
50°	1002.0	723.0	131.0	100.9	95.6	87.8	82.5	81.2	82.5	85.1	86.4
52.5°	1085.8	780.6	128.4	99.5	91.7	82.5	78.6	77.3	78.6	81.2	82.5
55°	1169.6	843.5	134.9	99.5	87.8	78.6	76.0	72.0	73.3	76.0	77.3
57.5°	1258.7	911.6	154.6	96.9	85.1	76.0	72.0	68.1	68.1	70.7	70.7
60°	1354.3	988.9	191.2	96.9	82.5	73.3	66.8	62.9	62.9	62.9	64.2
62.5°	1460.4	1081.9	234.5	98.2	83.8	70.7	61.6	56.3	56.3	57.6	56.3
65°	1617.6	1220.7	246.2	99.5	86.4	68.1	57.6	52.4	51.1	51.1	51.1
67.5°	1714.5	1236.4	191.2	96.9	90.4	68.1	53.7	47.2	45.8	44.5	44.5
70°	1643.8	1085.8	136.2	93.0	90.4	68.1	51.1	43.2	40.6	38.0	38.0
72.5°	1422.4	861.8	111.3	87.8	83.8	64.2	47.2	39.3	35.4	32.7	32.7
75°	1139.5	611.7	94.3	81.2	70.7	51.1	39.3	32.7	30.1	28.8	28.8
77.5°	555.3	301.3	73.3	70.7	56.3	38.0	31.4	27.5	26.2	23.6	23.6
80°	162.4	111.3	55.0	56.3	35.4	26.2	23.6	22.3	21.0	18.3	19.6
82.5°	74.7	62.9	39.3	35.4	22.3	15.7	15.7	14.4	13.1	11.8	11.8
85°	30.1	31.4	21.0	17.0	10.5	7.9	6.5	6.5	5.2	5.2	5.2
87.5°	2.6	3.9	3.9	2.6	2.6	1.3	0.0	0.0	0.0	1.3	1.3
90°	0.0	0.0	0.0	0.0	0.0	0.0	0.0	0.0	0.0	0.0	0.0

Cooper Lighting Solutions Photometric Lab
1121 Highway 74 South
Peachtree City, GA 30269



LM-79-2019: Approved Method: Electrical and Photometric Measurements of Solid-State Lighting Products

Report Prepared for

Cooper Lighting Solutions

MCGRAW EDISON

Report Number: SP1-2408-195-9

Test Date: 08/07/2024

Luminaire Tested: GALN-SB1A-830-U-5WQ

Data in this report applies to families of products including GALN-SB1A-830-U-5WQ.

Test Information

Test Method: LM-79-2019
 Report Number: SP1-2408-195-9
 Test Lab: COOPER LIGHTING SOLUTIONS
 Photometer: SP1 - 76IN SPHERE
 Measurement Geometry: 4π
 Issue Date: 08/07/2024
 Manufacturer: COOPER LIGHTING SOLUTIONS
 Product Line: MCGRAW EDISON
 Catalog Number: **GALN-SB1A-830-U-5WQ**
 Description: GALLEON AREA AND ROADWAY LUMINAIRE. (1) 80 CRI, 3000K, 350MA HIGH DENSITY LIGHTSQUARE WITH 26 LEDS AND TYPE V WIDE OPTICS

Spectral Parameters

CCT (K): 3050
 CIE u': 0.2476
 CIE v': 0.5251
 Duv: 0.0034
 CIE x: 0.4383
 CIE y: 0.4131
 CIE z: 0.1487
 Peak Wavelength (nm): 603
 Dominant Wavelength (nm): 581
 Purity: 55.55201
 Rf: 81.5
 Rg: 99.2

CRI (Ra):	81.0		
R1:	79.6	R9:	7.1
R2:	85.6	R10:	67.0
R3:	92.0	R11:	82.7
R4:	82.6	R12:	63.2
R5:	78.9	R13:	80.3
R6:	81.7	R14:	95.0
R7:	85.2	R15:	71.7
R8:	62.0		



Test Conditions

Stabilization Time: 20M
 Operation Time: 1H 20M
 Sphere Temperature (°C): 24.2

REPORT NUMBER: SP1-2408-195-9

Measurement and Test Equipment			
Instrument	Identification Number	Calibration Date	Calibration Due Date
Photometer	IN0058	6/18/2024	12/18/2024
Power Meter	INXT2011004	2/8/2024	2/8/2025
AC Power Source	IN0063	10/24/2023	10/24/2024
DC Power Source	IN0208	10/24/2023	10/24/2024
Sphere Thermometer	IN0085	10/24/2023	10/24/2024
Room Thermometer	IN0046	10/24/2023	10/24/2024

REPORT NUMBER: SP1-2408-195-9

CIE 1931 Chromaticity Diagram



CIE 1931 Chromaticity Diagram with 2017 ANSI 7-Step and 4-Step Quadrangles



CCT = 3050K
 CIE x = 0.4383
 CIE y = 0.4131
 Duv = 0.0034

Point lies inside the ANSI 3000K 4-step quadrangle

REPORT NUMBER: SP1-2408-195-9

Photopic Flux vs. Wavelength



Photopic Lumens: NR

λ (nm)	Power W [^] /nm	Lumens (ϕ /nm)	λ (nm)	Power W [^] /nm	Lumens (ϕ /nm)	λ (nm)	Power W [^] /nm	Lumens (ϕ /nm)	λ (nm)	Power W [^] /nm	Lumens (ϕ /nm)	λ (nm)	Power W [^] /nm	Lumens (ϕ /nm)
360	0	NR	490	168	NR	620	940	NR	750	35	NR	880	1	NR
365	0	NR	495	233	NR	625	897	NR	755	30	NR	885	1	NR
370	0	NR	500	300	NR	630	847	NR	760	26	NR	890	1	NR
375	0	NR	505	372	NR	635	790	NR	765	22	NR	895	1	NR
380	0	NR	510	430	NR	640	730	NR	770	19	NR	900	1	NR
385	0	NR	515	483	NR	645	668	NR	775	16	NR	905	1	NR
390	0	NR	520	524	NR	650	605	NR	780	14	NR	910	0	NR
395	2	NR	525	555	NR	655	545	NR	785	12	NR	915	0	NR
400	4	NR	530	581	NR	660	485	NR	790	10	NR	920	0	NR
405	7	NR	535	604	NR	665	430	NR	795	9	NR	925	0	NR
410	17	NR	540	623	NR	670	378	NR	800	8	NR	930	0	NR
415	34	NR	545	645	NR	675	331	NR	805	7	NR	935	0	NR
420	68	NR	550	667	NR	680	290	NR	810	6	NR	940	0	NR
425	128	NR	555	693	NR	685	251	NR	815	5	NR	945	0	NR
430	214	NR	560	719	NR	690	218	NR	820	4	NR	950	0	NR
435	339	NR	565	754	NR	695	188	NR	825	4	NR	955	0	NR
440	507	NR	570	791	NR	700	162	NR	830	3	NR	960	0	NR
445	573	NR	575	830	NR	705	139	NR	835	3	NR	965	0	NR
450	356	NR	580	873	NR	710	119	NR	840	3	NR	970	0	NR
455	217	NR	585	913	NR	715	102	NR	845	2	NR	975	0	NR
460	168	NR	590	948	NR	720	88	NR	850	2	NR	980	0	NR
465	113	NR	595	974	NR	725	76	NR	855	2	NR	985	0	NR
470	85	NR	600	994	NR	730	65	NR	860	1	NR	990	0	NR
475	85	NR	605	998	NR	735	55	NR	865	1	NR	995	0	NR
480	94	NR	610	994	NR	740	47	NR	870	1	NR	1000	0	NR
485	120	NR	615	973	NR	745	41	NR	875	1	NR			

REPORT NUMBER: SP1-2408-195-9

Scotopic Flux vs. Wavelength



Scotopic Lumens: NR

S/P: 1.27

λ (nm)	Power W [^] /nm	Lumens (φ/nm)	λ (nm)	Power W [^] /nm	Lumens (φ/nm)	λ (nm)	Power W [^] /nm	Lumens (φ/nm)	λ (nm)	Power W [^] /nm	Lumens (φ/nm)	λ (nm)	Power W [^] /nm	Lumens (φ/nm)
360	0	NR	490	168	NR	620	940	NR	750	35	NR	880	1	NR
365	0	NR	495	233	NR	625	897	NR	755	30	NR	885	1	NR
370	0	NR	500	300	NR	630	847	NR	760	26	NR	890	1	NR
375	0	NR	505	372	NR	635	790	NR	765	22	NR	895	1	NR
380	0	NR	510	430	NR	640	730	NR	770	19	NR	900	1	NR
385	0	NR	515	483	NR	645	668	NR	775	16	NR	905	1	NR
390	0	NR	520	524	NR	650	605	NR	780	14	NR	910	0	NR
395	2	NR	525	555	NR	655	545	NR	785	12	NR	915	0	NR
400	4	NR	530	581	NR	660	485	NR	790	10	NR	920	0	NR
405	7	NR	535	604	NR	665	430	NR	795	9	NR	925	0	NR
410	17	NR	540	623	NR	670	378	NR	800	8	NR	930	0	NR
415	34	NR	545	645	NR	675	331	NR	805	7	NR	935	0	NR
420	68	NR	550	667	NR	680	290	NR	810	6	NR	940	0	NR
425	128	NR	555	693	NR	685	251	NR	815	5	NR	945	0	NR
430	214	NR	560	719	NR	690	218	NR	820	4	NR	950	0	NR
435	339	NR	565	754	NR	695	188	NR	825	4	NR	955	0	NR
440	507	NR	570	791	NR	700	162	NR	830	3	NR	960	0	NR
445	573	NR	575	830	NR	705	139	NR	835	3	NR	965	0	NR
450	356	NR	580	873	NR	710	119	NR	840	3	NR	970	0	NR
455	217	NR	585	913	NR	715	102	NR	845	2	NR	975	0	NR
460	168	NR	590	948	NR	720	88	NR	850	2	NR	980	0	NR
465	113	NR	595	974	NR	725	76	NR	855	2	NR	985	0	NR
470	85	NR	600	994	NR	730	65	NR	860	1	NR	990	0	NR
475	85	NR	605	998	NR	735	55	NR	865	1	NR	995	0	NR
480	94	NR	610	994	NR	740	47	NR	870	1	NR	1000	0	NR
485	120	NR	615	973	NR	745	41	NR	875	1	NR			

REPORT NUMBER: SP1-2408-195-9

Melanopic Flux vs. Wavelength



Melanopic Lumens: NR

M/P: 2.32

λ (nm)	Power W [^] /nm	Lumens (φ/nm)	λ (nm)	Power W [^] /nm	Lumens (φ/nm)	λ (nm)	Power W [^] /nm	Lumens (φ/nm)	λ (nm)	Power W [^] /nm	Lumens (φ/nm)	λ (nm)	Power W [^] /nm	Lumens (φ/nm)
360	0	NR	490	168	NR	620	940	NR	750	35	NR	880	1	NR
365	0	NR	495	233	NR	625	897	NR	755	30	NR	885	1	NR
370	0	NR	500	300	NR	630	847	NR	760	26	NR	890	1	NR
375	0	NR	505	372	NR	635	790	NR	765	22	NR	895	1	NR
380	0	NR	510	430	NR	640	730	NR	770	19	NR	900	1	NR
385	0	NR	515	483	NR	645	668	NR	775	16	NR	905	1	NR
390	0	NR	520	524	NR	650	605	NR	780	14	NR	910	0	NR
395	2	NR	525	555	NR	655	545	NR	785	12	NR	915	0	NR
400	4	NR	530	581	NR	660	485	NR	790	10	NR	920	0	NR
405	7	NR	535	604	NR	665	430	NR	795	9	NR	925	0	NR
410	17	NR	540	623	NR	670	378	NR	800	8	NR	930	0	NR
415	34	NR	545	645	NR	675	331	NR	805	7	NR	935	0	NR
420	68	NR	550	667	NR	680	290	NR	810	6	NR	940	0	NR
425	128	NR	555	693	NR	685	251	NR	815	5	NR	945	0	NR
430	214	NR	560	719	NR	690	218	NR	820	4	NR	950	0	NR
435	339	NR	565	754	NR	695	188	NR	825	4	NR	955	0	NR
440	507	NR	570	791	NR	700	162	NR	830	3	NR	960	0	NR
445	573	NR	575	830	NR	705	139	NR	835	3	NR	965	0	NR
450	356	NR	580	873	NR	710	119	NR	840	3	NR	970	0	NR
455	217	NR	585	913	NR	715	102	NR	845	2	NR	975	0	NR
460	168	NR	590	948	NR	720	88	NR	850	2	NR	980	0	NR
465	113	NR	595	974	NR	725	76	NR	855	2	NR	985	0	NR
470	85	NR	600	994	NR	730	65	NR	860	1	NR	990	0	NR
475	85	NR	605	998	NR	735	55	NR	865	1	NR	995	0	NR
480	94	NR	610	994	NR	740	47	NR	870	1	NR	1000	0	NR
485	120	NR	615	973	NR	745	41	NR	875	1	NR			

Summary

$R_f = 81.5$
 $R_g = 99.2$
 $CIE R_a = 81.0$
 $R_9 = 7.1$



Color Vector Graphics



Individual Sample Fidelity Index ($R_{f,i}$)

CES01 = 86	CES26 = 74	CES51 = 89	CES76 = 70
CES02 = 63	CES27 = 88	CES52 = 92	CES77 = 86
CES03 = 31	CES28 = 89	CES53 = 81	CES78 = 72
CES04 = 70	CES29 = 67	CES54 = 87	CES79 = 90
CES05 = 50	CES30 = 68	CES55 = 85	CES80 = 88
CES06 = 51	CES31 = 71	CES56 = 78	CES81 = 78
CES07 = 42	CES32 = 70	CES57 = 76	CES82 = 95
CES08 = 41	CES33 = 71	CES58 = 78	CES83 = 90
CES09 = 29	CES34 = 82	CES59 = 92	CES84 = 94
CES10 = 76	CES35 = 90	CES60 = 95	CES85 = 86
CES11 = 59	CES36 = 93	CES61 = 93	CES86 = 72
CES12 = 65	CES37 = 87	CES62 = 83	CES87 = 85
CES13 = 43	CES38 = 75	CES63 = 77	CES88 = 83
CES14 = 74	CES39 = 94	CES64 = 83	CES89 = 75
CES15 = 71	CES40 = 89	CES65 = 77	CES90 = 81
CES16 = 47	CES41 = 85	CES66 = 80	CES91 = 96
CES17 = 50	CES42 = 86	CES67 = 79	CES92 = 73
CES18 = 56	CES43 = 81	CES68 = 84	CES93 = 84
CES19 = 72	CES44 = 99	CES69 = 91	CES94 = 64
CES20 = 66	CES45 = 87	CES70 = 78	CES95 = 80
CES21 = 87	CES46 = 82	CES71 = 76	CES96 = 84
CES22 = 79	CES47 = 77	CES72 = 92	CES97 = 87
CES23 = 92	CES48 = 71	CES73 = 71	CES98 = 81
CES24 = 91	CES49 = 81	CES74 = 93	CES99 = 74
CES25 = 72	CES50 = 89	CES75 = 74	



Color Rendition by Hue-Angle Bin



Measure Comparisons



(END OF REPORT)